

**2013
Master Gardener
Guidebook**



**Quilt
Gardens**

...along the Heritage Trail
BRISTOL ELKHART GOSHEN MIDDLEBURY NAPPANEE SHIPSHEWANA WAKARUSA

2013 *Quilt Gardens along the Heritage Trail* Master Gardener Guidebook

ABOUT THE PROJECT	PAGE 2
ABOUT THE PROJECT MANAGER	PAGE 2
ABOUT THE AUTHORS	PAGE 3
ABOUT THE GROWERS	PAGE 4

THE GARDENS

CONCORD MALL / "APRIL DAWN"	PAGE 5
COPPE'S COMMONS / "CARPENTER'S SQUARE"	PAGE 6
DAS DUTCHMAN ESSENHAUS / "DRESDEN PLATE"	PAGE 7
DUTCH COUNTRY MARKET / "HUMMINGBIRD"	PAGE 8
ELKHART CENTRAL PARK / "ELKHART'S SHINING STAR"	PAGE 9
ELKHART COUNTY 4-H FAIRGROUNDS / "SWIRLING FLOWERS"	PAGE 10
ELKHART COUNTY COURTHOUSE / "FLOWERING FLAG"	PAGE 11
ELKHART COUNTY HISTORICAL MUSEUM / "LOG CABIN"	PAGE 12
FARMSTEAD INN / "GOOSE TRACKS"	PAGE 13
GREENCROFT MIDDLEBURY / "WHIRLIGIG"	PAGE 14
KRIDER GARDEN / "PUMPKINVINE"	PAGE 15
LINTON'S ENCHANTED GARDENS / "BUTTERFLIES & BEES"	PAGE 16
MARTIN'S ACE HARDWARE / "AMERICAN SMALL TOWN PRIDE"	PAGE 17
MENNO-HOF / "COMMUNITY ROOTS"	PAGE 18
NAPPANEE CENTER / "NAPPANEE ... ON TRACK"	PAGE 19
OLD BAG FACTORY / "SUNRISE"	PAGE 20
RUTHMERE HOUSE MUSEUM / "FLEUR-DE-LIS"	PAGE 21
WAKARUSA / "CROSS IN A GARDEN"	PAGE 22
WEAVER FURNITURE SALES / "WEAVER FEVER"	PAGE 23

About the Quilt Gardens along the Heritage Trail

Quilt Gardens along the Heritage Trail is an innovative, creative, one-of-its-kind experience designed to interest a wide-range of audiences and promote the area as a premier visitor destination. It offers a variety of opportunities for partnerships with local businesses and communities and creates widespread community involvement.

The project was initiated as a concept by the Elkhart County, IN Convention & Visitors Bureau (ECCVB) in early 2006 and tested in 2007 with 2 pilot locations. 2013 is the sixth year for the season-long attraction that continues to grow and now features 19 quilt gardens and 20 artist rendered quilt murals presented in 7 communities along the Heritage Trail driving tour.

Recognizing the importance and value of high quality in both the gardens and murals displayed, each garden and mural is required to meet ten standards and related product/service specifications. Based on those standards, all official sites and patterns are juried into the program by a committee that includes landscapers, designers, horticulturists, growers and park professionals. Official garden partners are responsible for performing all of the work necessary to plant and maintain the gardens throughout the season.

The Quilt Gardens along the Heritage Trail has garnered national media attention and draws significant audience interest from three of the largest hobby groups in the nation – gardeners, quilters and photographers. It has also been very favorably received by the group motor coach audience, having been named an American Bus Association (ABA) Top 100 Event in 2009, 2010, 2011, 2012 and 2013.

“Like” us on Facebook to get weekly Quilt Garden photo updates: <https://www.facebook.com/QuiltGardensTour>

Follow us on Twitter to get up-to-the-second info on all things Quilt Gardens: @quiltgardens

Watch videos on Funky Finds ... along the Heritage Trail: <http://www.youtube.com/visitamishcountry/>



Sonya L. Nash, Project Manager, Elkhart County CVB

Greetings from a novice Master Gardener! While I can remember dead-heading petunias and geraniums and helping plant peas and lettuce with my Mom when I was a little girl, I never dreamed of being a master gardener.

The Quilt Gardens along the Heritage Trail project changed all that. In 2007, I suddenly found myself participating in meetings with serious gardeners. We talked about soil amendments, fertilizers, plant heights, growing patterns and who knew what a cultivar was? I sure didn't. One of the local Master Gardeners suggested I take the Master Gardener class through Purdue University. I was eager to learn, and ready to “dig in” literally and figuratively into the new strange world of flora and fauna.

The Master Gardener class was much more scientific and intense than I expected. Many of the topics and discussions were way over my head ... I'm a marketer and science was never my strong suit. But, I stayed the course, passed the class and have multiple binders of resources, not to mention many friends, to ask questions and obtain advice. I am a novice, but at least I have a rudimentary understanding of what to look for when assisting Quilt Gardens site managers with their plant determination, problems or concerns. If my new knowledge can help even one site a year, then it is well worth my struggles with plant science.

And my life at home has definitely changed! Five years ago I didn't plant a thing around our house. Now we have 6 flower beds filled with annuals and perennials that I've selected, planted and maintain plus 10 hanging baskets that require deadheading and feeding. Somehow I even have the job of diagnosing weed problems in the lawn. How that happened I'll never understand!

I hope you enjoy the Quilt Gardens as much as I do. Please feel free to share any of your own personal knowledge and advice with me. After all, novices keep learning just as our gardens keep growing.

Elkhart County, IN Visitor Center
219 Caravan Drive | Elkhart, IN

w: AmishCountry.org
p: 800.262.8161
e: sonya@amishcountry.org



Vickie Estep, Gold 2000 Level Master Gardener Master Gardener Guidebook Co-Author

Gardening is part of my makeup. My interests seem to grow right along with my gardens. I began helping in my grandmothers garden as a very young child. I had a very large collection of houseplants which gave over to veggies when my husband and I tilled our first garden in our first year of marriage. It was a miserable failure but we learned from our mistakes and have now been gardening for more than 35 years. We raised three children on homegrown fruits and veggies from the huge garden that we all worked together. As the children left the nest my interests turned away from the dinner table to my growing collection of perennials. I created deep sweeping flowerbeds around our country home.

In 2006 I took my love of gardening to a whole new level. I enrolled in the Purdue Master Gardener training class. I love learning and have always been intrigued by science. I made many new like minded friends and found a rich opportunity to give back to my community. I had found a new voice for my passion. A voice that ultimately led to an opportunity to write the Master Gardener Guidebook for Quilt Gardens Tour. Now you could say I've branched out to include tour guide in my repertoire. As the "English" great-grandchild of an Amish family, guiding Amish Country tours allows me to share stories of my roots - roots that were firmly planted in the nurturing warmth of faith and family.

The mission of the Master Gardener program is to "Help Others Grow" and my partnership with the Quilt Garden Tour has given me a unique platform to grow appreciation for gardening and its importance to our culture. It has many values - not the least of which is the unification of the seven communities providing measurable economic growth and beautification. Gardening has brought many visitors from around the world allowing us the chance to share in a rich cultural exchange. Just one more way to grow friendships across the country and around the globe.



Mary Davis, Gold 1000 Level Master Gardener & Indiana Master Naturalist Master Gardener Guidebook Co-Author of the "Quilters Chronicles"

As a little girl, Mary had her own corner of the family garden and loved to sew with her mother. When she was twelve, she decided she wanted to make a Sunbonnet Sue quilt. Rather than laugh, her mom helped her pick out fabric from scraps (her mom made most of her clothes) and she appliquéd the first square.

Tragically, Mary's mother died less than a year later and the quilt obviously was forgotten. Mary's life became busy with college, marriage, law school and practicing law with her husband. Sometimes, "what goes around, comes around" can be good and in 2003, Mary became a Master Gardener and in 2004 took a beginning quilting class through adult education. Both old loves were renewed, so Mary was thrilled to become involved in the Quilt Gardens by researching the history of the quilts.

She retired at the end of 2010 after 36 years of practicing law, but combined quilts, gardening and talking by becoming a step on bus guide for Quilt Garden tours - she figured this was her perfect retirement job - having been a lawyer, she loves to talk and she says this way she has a captive audience!



Country Comfort Greenhouse, Official Grower Sonya & Tom Miller, Owners

Sonya Miller and her husband Tom are the main forces behind Country Comfort Greenhouse north of Middlebury, a home-based business since 1987. With family labor and part time Amish help, they produce 1,400 hanging baskets, 3,200 annuals and vegetable flats, 14,000 4" pots of geraniums and Proven Winners, and hundreds of perennials plus interesting combination pots in unique containers.

Country Comfort is a seasonal spring business and one of the official growers of almost 80,000 annuals each year for the Quilt Gardens along the Heritage Trail. Sonya is instrumental in plant selection and provides advice for each official site to assist in determining pattern definition to enhance the quality visual experience of the Quilt Gardens along the Heritage Trail. Country Comfort also supplies downtown flower pots for Middlebury.

Besides gardening, in her spare time, Sonya loves to quilt and has completed 29 quilts, wall hangings, and comforters as well as embroidering retro "days of the week" dish towels for gifts.

Country Comfort Greenhouse
53855 State Road 13 | Middlebury, IN

p: 574.825.7638



McIntosh Greenhouse & Garden Center, Official Grower Sue & Kim Wilfong, Owners


McIntosh Greenhouse & Garden Center is a retail business, located in Goshen, that is open all year and offers a full line garden center, perennials, tree and shrub nursery, bird supplies and gift gallery. They are proud to be one of two official growers for the 2013 Quilt Gardens along the Heritage Trail.

What makes McIntosh's unique is that they grow most of their own bedding plants in over 40,000 square-feet of production greenhouses (16 total greenhouses) and are open to the public 6 days a week year-round offering many seasonal products, gardening tools, home décor and gifts.

Sue & Kim Wilfong are 2nd generation owners of McIntosh which began 40 years ago in 1973. Kim & his crew produce and retail thousands of high quality plant material annually at the Garden Center including 6,000 flats of bedding plants, 3,000 spring hanging baskets, 35,000 4" potted annuals, 3,000 spring patio pots, 6,000 garden mums, and 4,000 poinsettia plants. In the spring customers can order custom filled pots from their special order department.

McIntosh Greenhouse & Garden Center
65856 US 33 | Goshen, IN

w: McIntoshGreenhouse.com
p: 574.642.3234



B3 "April Dawn" - Concord Mall

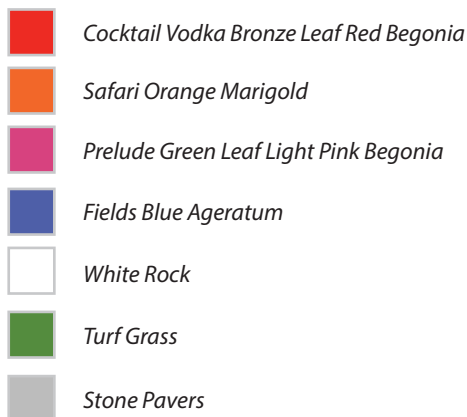
SIZE: 30'W X 30'H

The Elkhart Dahlia Society designed this garden that is loosely interpreted from the April Dawn Dahlia originated by Les Connell of the Washington State Dahlia Society. *(It is worthy to note that the Elkhart Dahlia Society also participates in the American Dahlia Society Trial Gardens at Bonneyville Mill County Park in Bristol. It's one of twelve in the nation and said to be the best!)*

The flowers featured in this Quilt Garden are tried and true. Bronze and green leaf Eureka begonias in pink and red flowering versions provide color even if not in full bloom. The foliage takes over the job with great ease. Safari orange marigold gives a bright punch to the color palate. With the addition of Fields Blue ageratum, the designers have accented the palate with an opposing hue on the color wheel making this an analogous color scheme.

The "April Dawn" Quilt Garden is planted just outside the Hobby Lobby entrance near the "Jazz it Up" quilt mural. It is the fourth site to incorporate both a quilt garden and a quilt mural on the same property--and it's one of three where it's possible to take a snapshot of both attractions at once.

The "Jazz it Up" quilt mural at Concord Mall celebrates the musical heritage of Elkhart. Local artist, Laurie Balla took her inspiration for the mural from "The Jazz Player Quilt" by Janet Wickell. Balla created a unique and contemporary design featuring vibrant colors patterned from actual fabrics. Its connection to Elkhart's rich musical heritage comes to life in the silhouette of the jazz player who takes center stage in the mural. The silhouette is actually Balla and the saxophone she is holding is her grandfather's, who played in the Elkhart Municipal Band.



Quilters Chronicles – April Dawn


The Concord Mall site is again featuring a design from the Elkhart Dahlia Society. They have picked an original design inspired by the April Dawn Dahlia, a favorite of dahlia growers since its introduction in 1984. Rusty and Anita Richie of the Elkhart Dahlia Society developed the pattern (as they did in 2012 for the mall's first quilt garden). The mall has hosted the annual Dahlia Society Flower show for over 20 years, so they believe this is a natural partnership. Dahlias have frequently inspired quilts--one of the most popular is called the Giant Dahlia which is similar to this pattern. Early versions of the Giant Dahlia appear in antique quilt auctions, although it apparently reached its zenith in the 1930's. It is a quilt that involves appliqué of literally hundreds of pieces in its most complex form, each representing one of those tiny petals on a dahlia. This pattern was most likely inspired, as many quilt patterns were, by someone's beautiful dahlia flower garden. If this pattern were rendered as a quilt, the design could be pieced or the center could be appliquéd with a pieced border. The background lends itself to piecing.

Concord Mall

3701 S Main Street (US 33) | Elkhart, IN

w: ShopConcordMall.com

p: 574.875.6502



- Aurora Red Marigold*
- Bonanza Orange Marigold*
- Cocktail Whiskey Bronze Leaf
White Begonia*
- Black Dragon Coleus*
- Turf Grass*

A6 "Carpenter's Square" - Coppes Commons

SIZE: 30'W X 30'H

Coppes Commons is in its inaugural year as a Quilt Garden site with its Carpenter's Square. The Commons are located in the renovated Coppes Zook and Mutschler Kitchen Cabinet factory noted for producing quality cabinetry including the Dutch Kitchenette popularly known as a "Hoosier" cabinet.

The Carpenter's Square pattern of their quilt garden symbolizes the basic tools used on the site for more than 130 years. The clean crisp pattern is easy to lay out and care for. They've obviously done their homework as evidenced by the many access paths worked into their design. Black mulch access paths mirror the broad border of Black Dragon coleus. The neighboring Nappanee Center quilt garden has used this plant for two years now with good success.

Aurora Red marigold has just the right tone for this garden - wearing the perfect brick red with just a hint of gold highlight. Aurora is a dwarf French anemone type that pairs well with the double crested Bonanza Orange. Both are noted for earliness, large flowers, uniformity and superior performance under a wide range of growing conditions. The earliest use of marigolds was by the Aztec people who attributed magical, religious and medicinal properties to the flower. In Latin America, marigolds are used to decorate altars to celebrate All Saints Day and All Souls Day. Flower heads are scattered on the graves of relatives accounting for the profusion of marigolds in cemeteries. Cocktail Whiskey, a bronze leaf white begonia rounds out the list of cultivars used to create this blooming tribute to the woodworking heritage of one of *Time Magazine's* "Best Small Towns."


An observation window is available on the second floor of Coppes Commons beckoning all shutter bugs. It's the very best place on the tour to get that overhead shot of a garden without standing on the roof of the car!

Quilters Chronicles – Carpenter's Square

Coppes selected the Carpenter Square quilt pattern from the book "5500 Quilt Block Patterns", but there are many, many very different designs called Carpenter's Square. They chose colors to complement the brick building much as a quilter would choose a background fabric for tying together his/her squares in this very traditional pieced quilt design. The design team made several changes to the traditional pattern to make it workable as a Quilt Garden. Their pattern features four carpenter's squares, two measuring sticks, and two triangles--all tools used by carpenters and quilters alike. Quilters have customized many geometric tools creating a growing market for specialized rulers to help them make the task of precise measuring faster and easier.

Coppes Commons
401 E Market Street | Nappanee, IN

w: CoppesCommons.com
p: 574.773.0002



- Eureka Green Leaf Rose Begonia*
- Boy Yellow Marigold*
- Wave White Petunia*
- Boy Orange Marigold*
- Garden Leader True Blue Ageratum*
- Eureka Green Leaf White Begonia*
- Eureka Bronze Leaf Red Begonia*
- Turf Grass*

E2 "Dresden Plate" - Das Dutchman Essenhaus

SIZE: 52.5'W X 61'H

Being Indiana's largest restaurant with seating for more than 1,000 diners, Das Dutchman Essenhaus uses a lot of plates. So it seems natural to choose the Dresden Plate as their 2013 quilt garden pattern. The block uses many colors and patterns affording limitless options for plant materials.

Plant selection is critical to the success or failure of any garden and Essenhaus has painstakingly scoured the list of annuals looking for the best plants for their site. Most gardeners like to try out new finds that offer something different for their garden, and Essenhaus has taken risks in previous years trying things like lobelia which was beautiful until the challenges of the dog days of summer. Keeping a living floral display of this size looking great every day for several months is no small feat. Gardening conditions constantly change requiring regularly adjusting methods to compensate.

In this garden we see some of the most popular annuals in the Midwest American garden. An astonishing 1,400 white begonias bordered by a band of bright red is a place setting fit for Goliath. The plate consists of more Eureka begonias, Boy marigolds, ageratum and Wave petunias. This beautiful Dresden Plate is guaranteed to serve up pleasurable memories to all who visit.


This site was one of the first to use grassed walkways for garden maintenance and in so doing converted an access route into an invitation for guests to become part of the art. Many a smiling visitor has posed for the obligatory "group photo" in this garden. Young and old alike make their way up the hill to capture a snapshot in time--a picture that tells the date not by the digital time stamp, but by the height and maturity of the flowers. The progression to an interactive garden that invites guests to enter is a value added experience. This site has both a quilt garden and a mural making it another reason why the Essenhaus is a sweet surprise in the country.

Quilters Chronicles – Dresden Plate

Essenhaus has again chosen a very traditional and popular quilt design - the Dresden Plate. They have previously used designs incorporating triangles, diamonds and squares, so they indicated they wanted to select something different this year and decided on a design using a circle. A plate design seemed the perfect complement to the flagship of their organization - the largest restaurant in Indiana. They added that like the 30 varieties of pie served, they felt it was appropriate to vary the types and annuals used in their 2013 garden, so again the Dresden Plate pattern "serves" their needs. The name is derived from ornately decorated tableware of Dresden Germany and reflects the romance of the Victorian era. The quilt is traditionally pieced and appliquéd--the petals or spokes are pieced together and then appliquéd to a background square. The center may be an additional piece of fabric, pieced to the petals or the center may simply be left open and the background fabric becomes the flower center. The quilt has also been known by the names Friendship Block, Sunflower and Bride's Quilt.

Das Dutchman Essenhaus
240 US 20 | Middlebury, IN

w: Essenhaus.com
p: 800.455.9471



- Cocktail Vodka Bronze Leaf Red Begonia*
- Ivory Shock Wave Petunia*
- Picobella Rose Petunia*
- Picobella Rose Morn Petunia*
- Picobella Blue Petunia*
- Picobella Mix Petunia*
- Natural Mulch Wood Chips*

F2 “Hummingbird” - Dutch Country Market

SIZE: 25'W X 40'H

Participation in the Quilt Gardens along the Heritage Trail has brought visitors from all over the globe to visit Dutch Country Market operated by the Lehman family. Mom and Dad make eight in this equation where three sons and three daughters help run the family business. When asked who would be caring for the garden Norm, the father, replies, “six family members - volunteers.” That’s the Amish way.

The Lehman family’s love of humming birds is reflected in this quilt garden filled with Picobella petunias galore. I can say with authority that the Picobella series is a prolific bloomer. Classified as a milliflora this type of petunia produces huge numbers of petite flowers on compact plants. The humming birds we see flying here are packing some real petunia punch with just over 2,400 petunias planted in a combination of Rose, Rose Morn, Blue and a delicious dotting of Mixed colors. Lifting the birds skyward and providing pattern definition is the Ivory Shock Wave petunia.

Shock Wave has another benefit that should not be overlooked. It recovers more quickly from rainfall than other petunias. Deep watering with a soaker hose protects the delicate flowers from an overhead beating—however when planting on a steep incline such as this it is almost impossible to get an even distribution of moisture using this irrigation method.


Quilters Chronicles – Hummingbird

The owners of Dutch Country Market indicated they love the birds and the bees (indeed, Norman Lehman, the proprietor is a beekeeper) and that they feed hummingbirds. In 2012, they enjoyed a nest right outside the living room window of their home that is adjacent to the market. The design they have chosen is an original design by Judie Rothermel.

On her website there are numerous quilt kits available, including one she calls Judie’s Four Patch under her wall hanging quilt section. It features 80 blocks identical in design to the garden’s four. It is a pieced quilt and she indicates it is a great scrappy quilt. Most quilters have a large stash of fabrics, including leftovers from prior projects, and quilts like this use up those scraps as no two blocks have to be the same, unless the quilter desires (a good excuse for buying new fabric). Judie indicates this quilt would be rated as beginning to intermediate.

Dutch Country Market
11401 CR 16 | Middlebury, IN

w: AmishCountry.org/leisure/dutch-country-market
p: 574.825.3594



- Vanilla African Marigold*
- Profusion Yellow Zinnias*
- Pet Madness Pink Petunia*
- Hawaii Blue Ageratum*
- Natural Mulch Wood Chips*
- Turf Grass*

B2 “Elkhart’s Shining Star” - Elkhart Central Park

SIZE: 41’W X 41’H

The design of this quilt garden is original. The star evolved as did the color pallet and even the name. The final version is planted in hot pink petunias and bright yellow zinnias all tucked in neatly around a massive planting of Vanilla marigolds. The job of framing this lovely canvas was designated to Hawaii Blue ageratum. Ever the faithful border plant ageratum, offers an interesting texture both visually and in a tactile sense.

The stars of this garden are the 3,200 plus Vanilla African marigolds that have been densely packed in the center of the bed. African marigolds tend to be taller and more upright than their French speaking cousins. Generally found in shades of yellow or orange, Vanilla is the first white hybrid. This one is touted as holding its white color longer which is a plus when overhead watering on a regular basis (as is the practice of many of the quilt gardens).

Interestingly, this garden was actually moved down the hill about 3 feet to combat the challenge of salt runoff from the parking lot above the site. Plant die off can be an issue when exposed to de-icing materials. Even months after the winter season has ended the salts may be found in surrounding soils.


Located in the heart of downtown Elkhart, this garden is a showpiece and living work of art that serves as both a focal point and backdrop to many summer and early autumn events and festivals. Be sure to save the dates of October 1- 12, 2013, for the not-to-be-missed Fall Flower Carpets - North America’s only floral display of its kind. Two stunning Flower Carpets in the downtowns of Elkhart and Nappanee will be crafted with over 7,000 mums, the diva of fall flowers. Each will fill an entire city block with dazzling color!

Quilters Chronicles – Elkhart’s Shining Star

The city’s Building & Grounds Department has been known for developing its own original designs for their Quilt Garden. They rely on the KISS principle - “Keep It Simple Stupid.” This year they were apparently looking at traditional designs featuring pinwheels. But they couldn’t help themselves--they started erasing and moving lines and this star emerged. Stars are naturals for quilts--there are hundreds of star patterns, featuring five, six, eight and yes, four pointed stars. So actually they have come up with a very original, traditional design. Designing quilts is apparently becoming one of their many talents! A large, bold design of this sort with clean-cut lines and pieces would likely be a pieced quilt. The department hopes that between the color and the simplicity of the pattern people will see how all the sites around the garden also shine.

Elkhart Building & Grounds Department
Waterfall Drive & Franklin Street
Elkhart, IN

w: ElkhartIndiana.org
p: 574.295.7275



-  *Curley Leaf Parsley*
-  *Madness Yellow Petunia*
-  *Prelude Green Leaf Light Pink Begonia*
-  *Prelude Green Leaf Rose Begonia*
-  *Cocktail Vodka Bronze Leaf Red Begonia*
-  *Stone Variety*
-  *Turf Grass*

D4 “Swirling Flowers” - Elkhart County 4-H Fairgrounds

SIZE: 20’W X 40’H

The multi-faceted team at the Elkhart County 4-H Fairgrounds designed a multi-dimensional garden this year. This garden is a cooperative partnership between four organizations: Purdue University Co-Operative Extension Service, Michiana Master Gardeners Association, Elkhart County Extension Homemakers, and the Elkhart County 4-H Fair Board. While planting and maintenance are primarily done by the Master Gardeners, the Extension Homemakers contributed the design and along with the other two organizations’ help with expenses.

The Swirling Flowers pattern has a gradation of both color and height. Oval shaped tiers graduate in color saturation beginning with Madness yellow petunia as the lightest value. The tone grows deeper as each layer decreases in elevation. Prelude Pink green leaf begonia is followed by Prelude Rose (also a green leaf) then finishes with over 1,100 Cocktail Vodka bronze leaf. Although in theory pink is lighter than rose on the color charts - be careful when selecting colors this close in value since they can read as the same color to the viewer.

The attractive green foliage in the corners of this design is curly parsley. A tradition of sorts for this garden as it appears each year and represents the food and nutrition component of the 4-H youth program. Parsley is not only a sumptuous deep green herb with great texture and easy care, it’s also a good source of vitamins K, C, A and has anti-oxidant qualities with wonderful healing properties. The thick white carrot-like root can be harvested and prepared like many cold hardy root vegetables. Classified as a biennial once established parsley is likely to return year after year.

This garden is tended entirely by volunteers--the plants are counted by section, but are planted randomly rather than in rows to produce a fuller design early. Height and dimension are created in this garden by using stone pavers to fashion a raised bed for each ring in the pattern. This is a first for the quilt gardens. The logistics of placing stone to elevate the beds and filling them with soil is an ambitious task although this is an ambitious team.

Quilters Chronicles – Swirling Flowers


This pattern was designed by Mary Ann Lienhart-Cross, of the county extension office, who has designed all of the Quilt Gardens at the fairgrounds. She said this design was inspired by the bottom of a glass paperweight in her office.






Making an actual quilt featuring this design presents challenges for both appliqué and piecing. Most pieced quilts do not use lots of curves, and when they do, it is usually in arcs, not entire circles. One might divide the pattern into quarters and thus utilize arcs, although the uneven depth of the pieces would make this difficult. Attempting this would be for the most experienced of quilters.

If one decided to applique it, it offers the challenge of multiple layer upon layer of fabric--resulting in an uneven, bulky quilt. To combat this, one might start in the center, appliquéing the center circle to the surrounding oval and then on the reverse side trim out the center of the circle, leaving a “rim” around the edges. This would be repeated with each additional layer, until the last layer, which would be appliquéed to the background fabric. Since the background fabric stabilizes the whole piece, starting at the bottom and working up would not be advisable.

Elkhart County 4-H Fairgrounds & Purdue Co-Operative Extension Service
17746 County Road 34 | Goshen, IN

w: 4HFair.org | Extension.Purdue.edu
p: 574.533.FAIR | 574.533.0554



-  *Picobella Blue Petunia*
-  *Vodka Cocktail Bronze Leaf Red Begonia*
-  *Prelude Green Leaf White Begonia*
-  *Black Mulch*
-  *Turf Grass*

D4 “Flowering Flag” - Elkhart County Courthouse

SIZE: 20'W X 40'H

Old Glory comes to life as the traditional stars and stripes take center stage on the grounds of the Elkhart County Courthouse. Gardening in the center of town brings with it a few unique growing conditions. Urban areas tend to suffer less extreme low temperatures than their countryside counterparts. Masonry buildings, paved streets and asphalt rooftops absorb heat quickly during the day then release it back into the atmosphere at night. This is an asset when hoping to avoid the last spring frost yet it can be a challenge during the summer when temperatures soar. Urban microclimates can trap summer heat that can severely damage plants. Here on the courthouse lawn radiant heat makes drought tolerant plant choices a must.

Making that cut and supplying the requisite red, white and blue for this patriotic pleaser are Picobella Blue petunia, Prelude white and Vodka Cocktail begonias. Once established each of these should hold up to the growing requirements of this site. Petunias can be quite drought tolerant when ground planted; unlike those grown in containers. Wax begonias have fat fleshy stems that have evolved to store water over dry periods or drought. They also have a waxy coating on their leaves (cutin) that protects it from excessive moisture loss. This is why wax begonias are able to tolerate drought better than other begonia types.

The garden's backdrop, the courthouse, was built in 1869 when the county seat was relocated to Goshen. Special care was taken during the site survey to preserve the many stately maple trees lining the square in front of the building. These trees were first mentioned in documents dating back to 1847. Clearly the city's forefathers were forward thinking and included the preservation of natural resources as a one of their values.


Quilters Chronicles – Flowering Flag

A patriotic theme has again been selected for this courthouse site. This original pattern by Mary Ann Lienhart-Cross, the county extension director and her husband, Mike, is designed to make a bold and obvious statement that this is the red, white and blue, stars and stripes of the United States of America. Our national colors and the traditional significance attached to them are echoed in this quilt, like the flag featured at Martin's Ace Hardware. Although both of these designs are originals for the gardens, they are certainly not unique as being inspired by the American flag.

There are dozens of flag quilts on the Internet--two of particular interest are Alabama Chanin, which is a lovely full size quilt with lots of embroidery on the stripes and McCall's charm flag, a tiny quilt advertised as portable and easy to work on anywhere. Apparently the American flag was also recognized as being floral as early as 1785, when a merchant ship took one to Canton, China. Word of the flag quickly spread among the Chinese and the flag was called the flower flag because it was as pretty as a flower. This quilt could be pieced or appliquéd--the large dimension of the stripes would lend itself to piecing and the stars could be pieced as well, since the dimension is large or they could be embroidered, appliquéd or added embellishments.

Elkhart County Courthouse
in partnership with the Goshen Chamber of Commerce, Purdue Co-Operative Extension Service and the downtown Economic Improvement District of Goshen
 101 North Main Street | Goshen, IN

w: ElkhartCountyIndiana.com
 w: Goshen.org
 p: 574.533.2102



- Amigo Red Celosia*
- Low Gro Orange Zinnia*
- Eureka Green Leaf White Begonia*
- Garden Leader True Blue Ageratum*
- Natural Mulch Wood Chips*
- Turf Grass*

D1 “Log Cabin” - Elkhart County Historical Museum

SIZE: 30'W X 30'H

The curators of the Elkhart County Historical Museum say they envision the museum serving as the principal location where travelers along the Heritage Trail can gain a broad understanding of the long history of quilt and coverlet making in Elkhart County. As an official Quilt Garden site, the museum fosters that vision and reaches new audiences who travel from all corners of the world to visit the Quilt Gardens.

The museum’s Log Cabin quilt garden, inspired by a quilt in its collection, is “built” around a red hearth represented here in Amigo red celosia. The wavy red crests of Amigo create the feeling of velvet or wools used in many antique quilts. Another very textural plant selection is Garden Leader True Blue ageratum. Both of these plants bring a sensory dimension to the garden much the same way the various fabrics offer tactile differences in a quilt. As a matter of balance a traditional Log Cabin quilt always includes both dark and light color values. In this case white Eureka begonias provide the light value juxtaposed with orange zinnias used to represent the darker shade.

As part of the Elkhart County Historical Museum’s continued commitment to the preservation of and appreciation for antique quilts, they sponsor many local quilt related events. One such event is the Annual Quilt Registry Day – an event where county residents are encouraged to visit the museum to enter their quilts into its registry of locally owned quilts. Since the program’s inception in 2009, the registry has grown to more than 150 quilts owned by more than 60 different families.


Quilters Chronicles – Log Cabin

The Log Cabin pattern has served as one of the most popular patterns for American quilters since the mid-nineteenth century. According to quilt historians, the pattern became popular because it is versatile and easy to stitch making it appealing for beginning quilters. Log Cabin patterns start with a center shape, usually a square and then are built with strips in sequence around the center, varying light and dark fabrics. Traditionally, it is viewed as an American design, representing the log cabins on the prairies.

The center square, which traditionally is red, represents the heart or hearth. Alternatively, it may be yellow symbolizing the candlelight from the cabin. In a traditional Log Cabin, the light strips represent the sunny side of the house and the dark strips represent the shade. Others have attributed it to symbolize the logs and light radiating from the cabin. However, there are alternate methods for assembly--opposite sides light and dark result in Courthouse Steps, adjacent sides dark and light, Straight Furrow, Barn Raising and Sunshine and Shadow. The Elkhart County Historical Museum has a Log Cabin quilt in its collection of 40 historic quilts which they have dated to the late nineteenth century. They were inspired by this quilt to create this year’s garden.

Elkhart County Historical Museum
304 West Vistula Street | Bristol, IN

w: ElkhartCountyParks.org
p: 574.848.4322



- Proven Winner Blue Violet Ageratum*
- Silver Dust Dusty Miller*
- Eureka Bronze Leaf Red Begonia*
- Big Rose Bronze Leaf Pink Begonia*
- Turf Grass*

G2 "Goose Tracks" - Farmstead Inn

SIZE: 40'W X 40'H

Block number five from the Shipshewana Blessings Quilt is the official welcome mat at the Farmstead Inn. The Shipshewana Blessings Quilt is actually the daughter design of The Blessing Quilt that is on display in the Town Hall. It features the heritage of both the Amish and the Potawatomi Indians who prized this territory for generations prior to settlement by European immigrants. This quilt, created for the town of Shipshewana by regional women, is a handmade "visual prayer" for those who have been here before us, those here now and for the people of the future that will create life here.

Like many gardens on the tour this one has reinterpreted a new pattern in the same plant material as in the previous year--begonia, ageratum and Dusty Miller. It's a winning mix that offers long lasting blooms, low maintenance and a bit of drought tolerance. As is the case with gardeners everywhere, once you find what works you stick with it. One caution however, if grown in the same site year after year problems could develop - especially fungus and diseases. If allowed to get a foothold, the disease may overwinter in the soil and will likely be back to haunt you.

Two different begonias have been used to piece this goose track--Eureka red bronze leaf and a newcomer named BIG rose which is also a bronze leaf variety. The heel is worked in Silver Dust Dusty Miller. Although both the begonias are rather similar in bloom additional interest is created with the variance in height and leaf form. Part Angel Wing, part Fibrous Begonia, the new BIG series is simply unique - with large 2 1/2 inch flowers (yes, that's right) and oversized, nicely pointed glossy bronze leaves. Begonia 'BIG Rose with Bronze Leaf' was granted an Award of Merit by the Council of the Royal Horticultural Society. Established 170 years ago Benary - BIG's breeder is an independent family business, now led by the 6th generation. They tout the blooms as edible and have even published several recipes on their website.

Quilter's Chronicles – Goose Tracks


For 2013 the Farmstead is featuring the Goose Tracks block. This is block five of the Shipshewana Blessing Quilt. It is a variation of the appliquéd turkey tracks or wandering foot pattern which was a 3 or 4 toed skinny foot that looked very much like a turkey track popular in the 1800s. It was considered a bad omen to make this pattern in a baby boy's quilt because he would then leave home and never come back. Farmstead indicates considering the many visitors to Shipshewana the pattern is appropriate to celebrate the many wandering feet which pass through their small part of the world.

This attractive pattern is most often called Goose Tracks, but like most quilting patterns from our rich heritage, it can also be found under many other names: Lily Pond, Crossroads, Dove at the Crossroads, Pride of Italy, Duck Paddle, Fanny's Fan, Flying Darts, Bluebirds Flying, Dove in the Window, Sage Bud, Fancy Flowers, Lily Corners, and Crows Foot, to name a few. No matter what it is called, it is a wonderfully variable pattern and can have many different looks depending on your color placement.

Farmstead Inn

307 S. Van Buren Street | Shipshewana, IN

w: FarmsteadInn.com
p: 260.768.4595



-  *Eureka Green Leaf White Begonia*
-  *Eureka Bronze Leaf Scarlet Begonia*
-  *Picobella Blue Petunia*
-  *Sunstrom Pink Vinca*
-  *Picobella White Petunia*
-  *Turf Grass*

E2 “Whirligig” - Greencroft Middlebury

SIZE: 36'W X 36'H

The residents and staff of Greencroft in Middlebury welcome guests to their pinwheel inspired garden - Whirligig. Try to say that 10 times really fast! The quilt garden is an ambitious project for the volunteers of Greencroft Middlebury, yet they seem undaunted by the challenge. Of course the volunteers are assisted by the gardening staff employed by the site, yet they continue to help prepare, plant, deadhead, weed and feed all those lovely begonias year upon glorious year.

Begonias have performed well here over the last several years and these wise gardeners know “if it ain't broke, don't fix it.” Sturdy and heat resistant they tell us “these plants always meet our expectations” even tolerating the low-lying location of this garden. They have recently improved drainage for this quilt garden site which should greatly improve the overall condition of the planting. Drainage is often overlooked by homeowners when choosing a garden site; only addressing it after attaining disappointing results year after year.

Preferring both the green and bronze leaf begonias to add contrast to the design, Greencroft residents chose Eureka as their go-to variety. Begonias are native to subtropical and tropical moist climates in South and Central America, Africa and Southern Asia. The Semperflorens, the group which wax begonias belong to, are by far the most common.

Petunias join the list of annuals used in this garden. This familiar trumpet shaped flower originated in Argentina and was first brought to Paris in 1823. Petunias are available in over 200 hundred hybrids ranging in size from six inches to an amazing two feet tall. The flower may be single, double, ruffled, fluted, or fringed ranging in size from 1 - 7 inches in diameter. Petunias are commonly seen in white, pink, red, fuchsia, purple, orange, lavender, blue, yellow and now even the blackest black so designing with this sun loving plant can be as creative as your imagination.

Most quilters say that until you've added the border your quilt is just not finished yet. It frames and protects the layers from separating under heavy use and adds an essential decorative flair. Fulfilling that requirement in this case is a neat band of pink Sunstorm vinca. This plant can read almost polka dot from a distance due to the flower to foliage ratio. It can be used to mimic dotted Swiss and other fine prints in a Quilt Garden.

Quilters Chronicles – Whirligig

Another perennially popular quilt design has been chosen by Greencroft. This is an easy pieced quilt for a beginner. There are dozens and dozens of Whirligig patterns including “Eleanor Burns Quilt in a Day”, a barn quilt in Green County, Wisconsin, and dozens and dozens of videos, books and instructional pamphlets. The pattern was published in the *Ladies Art Company* 1928 catalog as Turnstile and has also been identified as Church Dash, Modern Envelope, Old Windmill, Pinwheel, The Whirling Windmill, Whirlwind, Wind Mill, Windmill and Windmill Quilt.

Greencroft notes that for Navajo, the whirling log symbolizes the four cardinal directions. Greencroft also notes that they have more wind at their top of the hill location than other locations in town and thought the symbol of something turning in the wind was appropriate.

Greencroft Middlebury
701 Windridge Drive | Middlebury, IN

w: Greencroft.org
p: 574.825.6785



- Xtreme Orange Impatiens*
- Cosmic Yellow Cosmos*
- Xtreme Salmon Impatiens*
- Eureka Green Leaf White Begonia*
- Natural Mulch Wood Chips*
- Stone Pavers*

E2 "Pumpkinvine" - Krider Garden

SIZE: 20'W X 40'H

Krider Worlds Fair Garden brings the "Pumpkinvine" to life with its Quilt Garden commemorating the 2013 completion of a popular nature trail of the same name that passes through the gardens. The nature trail project started more than 20 years ago along the abandoned Pumpkinvine railroad line. The effort is rewarded today by the enthusiastic use of the trail by bicyclists, joggers, walkers and people traveling for work and pleasure.

Krider Garden is quite shaded thanks to the many mature trees found here. In fact, nine large Norway Maples were recently removed from the park because if they were left alone, they could destroy the native ecosystem by spreading enormous amounts of seed pods out competing native species for space and light. Obviously these heavily shaded areas can present quite a challenge when selecting annuals for a large Quilt Garden that is expected to be in continuous bloom all summer long.

Begonias and impatiens are perfectly suited to this application. The garden's giant pumpkin is composed of Xtreme Orange impatiens and Cosmic Yellow cosmos. Designers wanted to create a variation in height by adding ribs of cosmos. While seed catalogs predict a height of 12 -15 inches, they expect that it will be planted in the full sun which cosmos prefer. In partial shade they may bloom less and grow taller as they reach for the sun.

Krider Garden was originally designed by Mr. Vernon Krider for display at the 1933-34 Chicago "A Century of Progress International Exhibition" World Fair held in Chicago. In 1935 the garden was reconstructed close to Krider Nurseries, but after many years fell into disrepair. It was refurbished by the townspeople and today the gardens are maintained by the Middlebury Parks Department and its volunteer partner, Friends of the Middlebury Parks.


Quilters Chronicles – Pumpkinvine

Pumpkins are a popular motif in quilts, usually for those with fall or harvest themes. Krider's developed a unique pattern choosing ideas from older patterns and simplifying a design suitable for a garden. Some pumpkin designs are pieced but a more realistic pumpkin results if appliquéd. They adapted a design from the "Quilt Bug" website (www.quiltbug.com) and a fall harvest applique pattern "the great Pumpkin." This pattern recalls the railroad, this time the Pumpkinvine line that ran to Middlebury and was named due to its numerous rambling turns. The railroad has become the Pumpkinvine Nature Trail, which links Goshen to Middlebury and Shipshewana. The official completion of the Goshen-Middlebury portion of the track is this year. This is the only garden actually located on the trail. However, the trail attracts hundreds of bike riders to the Quilt Gardens - in June *The Pumpkinvine Ride* and in August *Bloom-n-Zoom*, sponsored by Habitat for Humanity.

Krider Garden

302 West Bristol Avenue (County Road 8)
Middlebury, IN

w: MiddleburyIN.com
p: 574.825.1499



-  *Boy Yellow Marigold*
-  *Low Gro White Zinnia*
-  *Natural Mulch Wood Chips*
-  *Curley Leaf Parsley*
-  *Hawaii Blue Ageratum*
-  *Janie Orange Marigold*
-  *Bravo Red Petunia*
-  *Bravo Rose Petunia*
-  *Celebrity Chiffon Morn Petunia*
-  *Turf Grass*

C2 “Butterflies & Bees” - Linton’s Enchanted Gardens

SIZE: 32’W X 66’H

Linton’s Enchanted Gardens brings you the “Butterflies and Bees” Quilt Garden for your 2013 viewing pleasure. They’ve been in the landscape design and garden center business since 1982 and are well known throughout Northern Indiana. Now with the addition of the Quilt Garden, Linton’s reputation is growing and visitors from far and wide make it one of the must-see stops and shops on their itinerary.

As one might expect the landscape design team chose a nice variety of annuals for their garden. They’ve got a lot going on here. While the bees remain constant in design--the butterflies are all unique. 2012 was the first year for petunia Celebrity Chiffon Morn to show off her petticoats in a quilt garden. Linton’s is bringing her back, and she’s brought along a couple friends from the Bravo series. AAS winner Celebrity petunia provides the flower size, disease tolerance and garden performance needed for a high demand annual display. One of the most desirable characteristics of this petunia is its great resistance to adverse weather, from rain and humidity to warm summer nights.

Linton’s reminds us to make a place in our gardens for plants that attract the beneficial insects that have suffered deep losses in recent years. A standard in most American gardens zinnias and marigolds are indispensable as butterfly magnets. While not specified as a host plant, the zinnia is a rich source of nectar for many beneficial insects. Zinnia is what one may consider to be a bonus plant. One is rewarded with non-stop blooms plus the wonder of butterflies.

This garden provides habitat aplenty with the addition of curly leaf parsley. This just happens to be a host plant for the Black Swallowtail caterpillar - a fact that I’m sure was not lost on the design team. The smooth green larvae are marked with black bands and yellow spots. I expect to see many photo opportunities here assuming the gardeners remember to follow that critical rule of limiting pesticide use. Butterflies have a highly developed sense of smell and can find their favorite plants from miles away. They will travel for hours just to get a taste of their beloved nectar. Butterflies have even evolved to time their arrival to within hours of the first spring flowers.

Quilters Chronicles - Butterflies & Bees

What could be more appropriate for a garden center than butterflies and bees? Linton’s is celebrating the beneficial insects that are so important to gardening. They are the pollinators for flowering plants, trees and food crops. The designs for the butterfly and bee are old patterns that have been represented throughout history as icons and symbols for industrious endeavors, political power, personal strength, transformation of life and beauty, grace and happiness.

The butterfly quilt block gained popularity in the 1930s, as a symbol of hope and new lives during the depression. The bee represents prosperity and hard work in industry. Although taken from two separate quilt patterns, Linton’s felt they just naturally go together. Again this pattern would lend itself to a number of interpretations, pieced, appliquéd, a combination or printed panels.

Linton’s Enchanted Gardens
315 County Road 17 | Elkhart, IN

w: Lintons.com
p: 888.779.9333



-  *Picobella Blue Petunia*
-  *Eureka Bronze Leaf Red Begonia*
-  *Eureka Green Leaf White Begonia*
-  *Boy Yellow Marigold*
-  *Natural Lumber*
-  *Turf Grass*

B2 "American Small Town Pride"

- Martin's ACE Hardware

SIZE: 30'W X 30'H

Each year the Quilt Gardens along the Heritage Trail seems to grow right along with all the pretty posies. Once again there is a new garden to unveil, and this time Middlebury has the honor. Larry and Gloria Martin have a vision for their recently opened hardware plus more store. They hope to develop a "destination location," and being a Quilt Gardens site is a step in that direction.

Standing loud and proud, their American Small Town Pride garden features an American flag even Betsy Ross would approve. The garden is framed by a striking border of red begonias--over a 1,000 of them! The rest of the pattern is carried out with more begonias, Boy Yellow marigold and Blue Picobella petunia. Each of these will benefit from a weekly dose of balanced fertilizer mixed at half strength.

The Martins recently purchased a 6-foot cross section of a 513-year-old Bubinga tree from Africa to display in their new store. The tree was a seedling around the year 1491. "Each ring is marked with an historical event," according to the Goshen News. "The center of the tree is marked with Columbus' voyage to the New World. The last event marked on the tree is 9/11." Also known as African Rosewood--Bubinga wood is highly sought after for both its beauty and durability.

Bubinga trees can reach mature heights of 170 feet and up to 8 feet in diameter. It is a very hard (100% harder than red oak) dense wood weighing an average of 58 pounds per cubic foot. The most dramatic shapes and colors found in some of the highly figured pieces can cost \$80.00 or more per board foot. Due to its wonderful tonal qualities it's used in musical instruments such as guitars and drums as well as flooring and fine furniture.


Quilters Chronicles – American Small Town Pride

Martin's is a new garden this year. They have chosen an original design from Janae Werner, daughter of owners Larry and Gloria Martin. It is based on a classic eight-pointed star, which appears in dozens of quilt patterns and would be pieced. Super-imposed on that is an American flag, which could be pieced separately or pieced and appliquéd, depending upon stars appearing in the blue corner. Often quilt makers chose to embellish a quilt with embroidered stars - either purchased appliqué, machine produced by a program, hand-embroidered or star-shaped buttons.

The Martin's add that the flag symbolizes our nation's strength and unity, values they as first generation business owners strive to maintain - valor (red) in determination to grow a successful business, purity in faithfulness to God and perseverance in the face of difficulties and opposition. The bordering red and black are colors associated with their store and the golden-yellow represents the sun the rises on every new day.

Martin's ACE Hardware
103 Crystal Heights Blvd | Middlebury, IN

p: 574.825.7011



-  *Boy Yellow Marigold*
-  *Eureka Bronze Leaf Scarlet Begonia*
-  *Picobella Blue Petunia*
-  *Natural Mulch Wood Chips*
-  *Turf Grass*

G2 "Community Roots" - Menno-Hof

SIZE: 34'W X 34'H

Menno-Hof, an Anabaptist Information Center, welcomes visitors from all over the world. Its name can be traced to the founder of the Anabaptist faith, Menno Simmons, and the Old English word "hof" which means enclosure, house, or sanctuary. Menno-Hof presents the history and values of the Anabaptist people. In 1986 with the help of many volunteers, Menno-Hof had a massive barn-raising to build the beautiful structure housing the Amish-Mennonite story. The new facility opened in May of 1988 and is celebrating its 25th anniversary.

Their "Community Roots" quilt garden design is based on Menno-Hof's logo. Volunteers from the Marion Mennonite church care for it. Many hands make light the work and so too does careful plant selection. They have chosen Eureka Scarlet begonias for just the right pop of red. Eureka is slightly taller than the Cocktail series also used on the tour. They have included Boy Yellow marigolds for a nice textural addition. Several years ago Menno-Hof did this pattern in red and white begonias. While it was very uniform in height there was no real contrast of form to add interest. This time they changed up the color scheme adding blue with Picobella petunias to complete the quilt top - well over 2,600 of them.

With the extreme temperatures and drought most of the Quilt Gardens showed some sort of stress last year. A fair number of plants succumb to disease and had to be replaced mid-season. This is not as easy as one might think because these gardens are intensively planted with little room to tip-toe through. Once the offending area is reached the gardener must be mindful to not trample the surrounding healthy plants. These replacements are reluctant to root in as quickly as if planted in the spring requiring more frequent watering until established. A tip to speed up this process is to water well at planting, then in a day or two, water in a good root stimulator that will aid in healthy root development.

Quilters Chronicles – Community Roots

Menno-Hof is taking advantage of the opportunity to repeat a Quilt Garden pattern from 2008. According to local quilters, Carol Honderich and Rebecca Haarer, the pattern was inspired by Judy Martin's quilt pattern "Celtic Block" which was published in her book *The Ultimate Book of Quilt Block Patterns* in 1988. The graphic designer hired by Menno-Hof in 1988, put the block on point and then sliced it in half. Judy's design may have been inspired by a very old quilt pattern called Eight-Pointed Star. Menno-Hof has used this logo since its inception as a part of its identity. A quilt design was chosen in an effort to communicate the significance of quilting in the Anabaptist traditions. The different pieces of the block put together imply the importance of community and working together.

Menno-Hof
510 South Van Buren Street (SR 5)
Shipshewana, IN

w: MennoHof.com
p: 260.768.4117



-  *Marylandica Yellow Zinnia*
-  *Black Dragon Coleus*
-  *Silver Dust Dusty Miller*
-  *Bravo Blue Sky Petunia*
-  *Curley Leaf Parsley*
-  *Marylandica Mix Zinnia*
-  *Snow Crystals Alyssum*
-  *Lumber Railroad Ties*
-  *Stone Pavers*

A6 "Nappanee ... On Track" - Nappanee Center

SIZE: 30'W X 30'H

This garden has a place of prominence in the historic downtown of Nappanee. It resides next to the Nappanee Center which also houses the Chamber of Commerce, giving it a place of distinction. The Center has a very impressive historical collection of antiques including many Hoosier Cabinets. The railroad is also deeply rooted in Nappanee's storied past, and this 2013 Quilt Garden reflects that part of the community's history. When the Baltimore & Ohio railroad came to town in 1874, it was a major catalyst for growth. Today, trains passing through town are daily reminders of this city's early beginnings.

The Nappanee Center quilt garden designers think outside the box when it comes to bringing vertical interest to their gardens. This year it comes in the form of track, ties and signage. All of which make this train appear to be heading out of the garden right towards the viewer. The train is constructed with Black Dragon Coleus. Coleus is most often found in the shade, but it can be adapted to grow in bright morning sun as well.


The idea was to portray yellow sun, blue sky, green fields and a prairie of flowers. Zahara Yellow zinnia simply sings sunshine in this garden. This medium height zinnia finishes at 12"-18" and it's bursting with bright yellow blooms. Bravo Blue Sky petunia should do the trick for the clear blue fluffy clouds over the prairie. Curly Parsley is as green as it gets and a perfect field to pass through. Zahara Mix fills the foreground with zinnias just waiting for the butterflies to arrive. Worthy of mention is Silver Dusty Miller that has been added to accent the locomotive and a raised bed of Snow Crystals alyssum as a clear puff of steam billows from the engine.

Quilters Chronicles – Nappanee ... On Track

The train pattern was talked about by their committee - all agreed on a train coming towards them as if it were coming right out of the garden. Designer Connie Kauffman was the first to render a train with a cow catcher and they were off to a good start. Another in the group refined and redesigned, determined the colors, researched the flowers and came back to the committee with their ORIGINAL train quilt pattern. So I guess you could almost say they "engineered the first train quilt." This quilt and the quilts from all previous Nappanee Quilt Gardens hang in the Nappanee Center - adjacent to the Quilt Garden.

Nappanee Center
302 West Market Street | Nappanee, IN

w: NappaneeChamber.com
p: 574.773.7812



- Cocktail Vodka Bronze Leaf Red Begonia*
- Boy Orange Marigold*
- Boy Yellow Marigold*
- Picobella Blue Petunia*
- Silver Dust Dusty Miller*
- Turf Grass*

C4 "Sunrise" - Old Bag Factory

SIZE: 29'W X 32.5'H

Each year fiber-artist Shirley Shenk of Quilt Designs composes the Quilt Garden plans for the Old Bag Factory in Goshen. This year's exciting design is a challenging one to interpret in flowers due in no small part to all the sweeping curves and points contained in the rays within the work. "Quilter's logic" is used when mapping out the planting bed. First full-size paper templates made to scale are laid out on the garden then sprayed with landscapers paint to create outlines for proper placement. As in many of the quilt gardens, the Old Bag Factory has chosen to cut away panels of sod to form a permanent template for use each year. This requires continual vigilance to keep the openings neatly edged and to size. The same is true of the annuals contained there. Many plants overextend their welcome by spreading beyond the edges of the beds. When working with points such as this, it might be necessary to do a good deal of hand clipping - fortunately Shirley has chosen to work those in begonias to simplify the task.

The fiery Sunrise emblazoned in this design is breaking through a morning sky of Picobella Blue petunias. Cocktail Vodka bronze leaf begonia is an important bedding plant for the quilt gardens. Sturdy and succulent, this begonia stands up to the challenges of our Indiana summer. The inclusion of marigolds - Boy yellow and orange to be precise - assures prolific flower power all season long.

The brilliant colors of the Sunrise garden are outstanding against the backdrop of the dark log cabin that houses the Quilt Designs showroom. The 1837 two-story log cabin originally stood along County Road 46 southwest of Goshen, Indiana, and was the homestead for a pioneering family of thirteen. In 1986 the cabin was dismantled and each log labeled. It was then reconstructed at its current site on the grounds of the Old Bag Factory. The restored Old Bag Factory building, previously a manufacturing facility, is now home to artists, hand-crafted furniture showrooms, specialty shops and cafes.


Quilters Chronicles – Sunrise

Shirley A. Shenk, owner of Quilt Designs at the Old Bag Factory designed Sunrise. She is a fiber-artist and the shop adjacent to the garden features her original, stunning quilt designs. Visitors can see both a quilt and a wall quilt of the design in the shop. Since her designs are original art works this is not a "pattern" one can simply duplicate.

It is allowable for gardens to re-use patterns every four years, so the Old Bag Factory has chosen to repeat this garden from 2008. That year the Sunrise garden was one of the five finalists in the *Chicago Tribune's* Glorious Gardens Competition. The garden this year will feature variations from the 2008 version, showing different flowers and different color tones, but emphasizing the same striking free-flowing sun rays.

Old Bag Factory
1100 North Chicago Avenue
Goshen, IN

w: OldBagFactory.com
p: 574.534.2502



-  *Fresh Look Orange Celosia*
-  *Amigo Yellow Celosia*
-  *Amigo Rose Neon Celosia*
-  *Blue Danube Ageratum*
-  *Janie Red Spry Marigold*
-  *Sunstorm White Vinca*
-  *Natural Mulch Wood Chips*
-  *Turf Grass*

B2 "Fleur-de-lis" - Ruthmere House Museum

SIZE: 30'W X 30'H

Ruthmere, once the opulent residence of the prominent Beardsley family, is now a house museum in Elkhart. This 1910 Beaux Arts mansion filled with exquisite furniture and artwork was featured on A&E's *America's Castles*. It creates a stunning backdrop for the Fleur-de-lis Quilt Garden.

The garden is well thought out in terms of color choice, textures and plant heights. Orange Fresh Look celosia provide the height in this regal symbol. Fresh Look is an AAS Winner with a big fan club. It offers gardeners larger, brighter blooms in a wheat-like form on sturdy plants. The crested group is well represented by the petite Amigo series, seen here in both Yellow and the very showy Neon Rose. They have an almost brain-like appearance that not only impresses in the garden but also dries well for everlasting bouquets. Celosia prefers a bright sunny location which may be a bit of a challenge for Ruthmere as they have a somewhat shadowy exposure thanks to the mature trees near the garden site. A band of Janie Red Spry marigold--a French double adds a burst of ruffles to an already rich textural display.

The beautiful fleur-de-lis rests on a velvety cushion of Blue Danube ageratum. Purple has long been associated with royalty due to the fact that in ancient times the dye was difficult to produce, so only the very wealthy could afford it. "Tyrian Purple," the purple dye of the ancients was made from marine mollusks. It took some 12,000 shellfish to extract 1.5 grams of the pure dye.

Obviously, the Beardsley's were fond of gardening as evidenced by the elaborate conservatory on the property. Mrs. Beardsley enjoyed her gardening so much that an underground tunnel was constructed so she could walk to her greenhouse without the inconvenience of inclement weather. That interest continues today with the Ruthmere Foundation's participation with the Quilt Gardens program. Ruthmere staff members Carla, Ron and Bob are the gardening crew that cares for this garden and the surrounding grounds. Together they ensure proper care of the historic gardens that utilize many of the same plants documented in Mrs. Beardsley's journals.


Quilters Chronicles – Fleur-de-lis

Ruthmere indicated the fleur-de-lis is incorporated in the exterior stone work of the home. The fleur-de-lis is a representation of French royalty and Ruthmere indicated they hope the beauty of the design will elevate visitors to a higher place.

The fleur-de-lis is incorporated in a number of different quilt designs, rather than being a specific quilt pattern. Both pieced and appliquéd designs were found on the internet. Appliqué would be appropriate due to the curved sides of the fleur-de-lis. Literally translated, fleur-de-lis means "flower of the lily" and is thought to actually be a species of iris. It has been used by many European countries in flags and coats of arms, but it is most widely associated with the French. According to French historian Georges Duby, the three leaves represent the medieval social classes: those who worked, those who fought and those who prayed.

Ruthmere House Museum
302 East Beardsley Avenue | Elkhart, IN

w: Ruthmere.org
p: 574.264.0330



-  *Hotline Red Salvia*
-  *Picobella Blue Petunia*
-  *Picobella White Petunia*
-  *Boy Yellow Marigold*
-  *Natural Mulch Wood Chips*
-  *Stone Pavers*

A5 "Cross in a Cross" - Downtown Wakarusa

SIZE: 30'W X 30'H

This garden screams photo opp! The large Quilt Garden Tour sign erected just behind the garden and the Maple Leaf mural prominently displayed on the south side of the Yoder Brothers Mercantile building offers clever photographers the chance to shoot all three at once.

The Cross in a Cross garden features many tried and true standards in the world of annuals. Marigolds, petunias and salvia do quite nicely here. This garden is quite sunny giving these heavy bloomers plenty of energy to perform at their best. Boy Gold marigolds bring the sunshine to this garden. Standing at the ready are firecracker red Hotline salvia one of the gardener's favorites. These make a striking combination of sizzling hot hues that complement the overall pattern. Purple and white Picobella petunias make up the center medallion of this unforgettable quilt garden. The Picobella series is one of many miliflora petunias, simply meaning that it is loaded with thousands of petite blooms.

Although seed companies tell you this one needs no pruning, all petunias benefit from pinching back to avoid leggy stems which tend to stretch as the season progresses. This also stimulates repeat blooming, better branching and sturdier stems—a real plus when strong winds threaten. Petunias are heavy feeders due to the generosity with which they bloom. Fertilize them weekly with a balanced liquid fertilizer. They also tend to have shallow root systems so water deeply during times of drought.

It's interesting to note that each spring Wakarusa has a long-standing tradition of making maple syrup, a tradition supported by their quilt mural. What does it take to make a gallon of maple syrup? Four mature sugar maple trees (at least 40 years old) can yield enough sap in six weeks to produce one gallon of syrup. The 40 gallons of raw sap are boiled down in a wood fired evaporator to produce that gallon. The sugar-maker's entire family works to fire and operate the evaporator and then sterilize, filter, grade and pack each gallon of syrup. In short, it takes a whole lot of hard work! But once you've tasted Wakarusa's pure maple syrup, you know it's worth it.


Quilters Chronicles – Cross in a Garden

Wakarusa favors bold, geometric patterns for its quilt garden, as seen in this year's Cross in a Cross. A pattern exactly the same was published by the *Ladies Art Company* in 1897. The pattern is a very traditional pieced quilt and instructions are online at Marcia Hohn's website for 2008 patterns.

The pattern is also replicated in a barn quilt in Ontario, Canada, at the Delmer United Church. The website for the barn quilts indicates that settlers held religious services in their homes until congregations grew large enough to build a church, and that Methodist Circuit Ministers were the only ordained clergymen the pioneers of the area (Ontario) saw. The Delmer church is built on the site of the 1840s Methodist Church and remembers those early ministers who preached throughout the wilderness.

Wakarusa Chamber of Commerce
100 West Waterford Street
Wakarusa, IN

w: WakarusaChamber.com
p: 574.862.4344



G3 “Weaver Fever” - Weaver Furniture Sales

SIZE: 32’W X 32’H

Weaver Furniture Sales in Shipshewana is a family operated business offering locally sourced handcrafted Amish furniture. It enters its third year of being an official Quilt Garden site with the “Weaver Fever” garden. This aptly named pattern is not named for the Weavers of Shipshewana, but it definitely is a happy coincidence. What could be more appropriate than Weaver Fever?

This pattern is a favorite treasured by the Amish and in this version the designer utilizes an analogous color scheme of pinks and blues. The analogous color scheme is often found in nature, which is why it is so easy on the eye. Think yellow sunshine and green grass, or pink clouds in a blue sky--each playing effortlessly off the other. Here the begonia Cocktail series handles the warm colors with ease. Specifically Cocktail Vodka, Gin and Tequila in shades of rose and red all with deep bronze foliage will serve up a libation so tasty it’s hard to resist. Blue Picobella petunia and light blue ageratum offer a tonal graduation of color leading us to 2012 AAS Winner Jams ‘N Jellies Blackberry vinca. Blackberry boasts large 2” blooms that caught in the right light appear almost black against the shiny foliage.

A busy pattern such as this makes the use of negative space all the more important. An integral part of any quilt garden design is its hardscape such as mulch or pavers, which provide definition and delineation to the pattern. Here they’ve utilized white limestone to create the needed negative space. This gives the eye somewhere to rest between rows of color and pattern. This is a difficult pattern to do well in flowers, but this site carries it off the Weaver way.

The Weavers, along with their eight children, started their furniture business after many years of work on their crop and dairy farm. The barn used in the farm operation was renovated and converted into a large showroom. Since the start, the entire family, all eight children and their growing families, have committed to make this furniture business a success story.

-  *Blackberry Vinca*
-  *Picabella Blue Petunia*
-  *Fields Light Blue Ageratum*
-  *Cocktail Vodka Dark Red Begonia*
-  *Tequila Deep Rose Begonia*
-  *Gin Light Rose Begonia*
-  *Natural Mulch Wood Chips*
-  *White Limestone*

Quilters Chronicles – Weaver Fever

This quilt design was created in 1991 by Jackie Robinson. Weaver Fever is a very popular pattern locally in the Amish community as well as nationally. Jackie has a DVD and book available and *Love of Quilting* magazine featured the quilt in 2006. (Hint: If you want to Google Jackie Robinson, add “quilter” unless you are interested in baseball).

It is a very intricate pieced quilt, featuring light, medium and dark fabric strips sewn together and then cut into sets for each block. There are threefer, fourfer and fivefer variations, which relate to the number of colors in each set. (The garden is a threefer.) The gardener for this garden actually pieced a Weaver Fever quilt, which sold well at a benefit auction. While attending a recent auction, she said a Weaver Fever quilt was sold and one of those “aha” or “duh” moments occurred - obviously this was meant for Weaver Furniture’s 2013 quilt pattern.

Weaver Furniture Sales
7870 W 075 N | Shipshewana, IN

w: WeaverFurnitureSales.com
p: 260.768.7730